

SKETCHBOOK ASSIGNMENTS - HS ART

1st 9 Weeks-Q1 2014-15

You must complete the 4 assignments listed below.


- Drawings should fill the **ENTIRE** sketchbook page (points will be deducted for small drawings.)
- Include **DETAILS** (include textures & value, unless otherwise specified.)
- Spend a minimum of **30** minutes on each assignment.
- Each sketchbook assignment counts as a **QUIZ** grade!
- Sketchbooks handed in late will be accepted but 30 points removed for lateness, 2 days late will receive a "0".

Grading: Total 25 pts. Each

Size	0-5
Effort	0-10
Creativity	0-5
Label	0-5
	25 pts.



This drawing is NOT acceptable & will get very little points-not passing!



This drawing is detailed, well drawn & proportions are correct. This would receive high points.

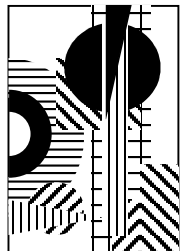
This is what I expect your drawings to look like!

YOU MUST LABEL EACH PICTURE at the top with the appropriate title (ex: SB #1: Student Choice)

DRAWINGS NEEDS TO BE FROM DIRECT OBSERVATION ie: you LOOKING at the objects! That means NOT from memory, photos, or imagination. (except where otherwise noted). Pay close attention to proportions (size relationships)

SB #1: Black & White Design: DUE Friday, Aug. 29

Using only simple geometric shapes (circles, squares, rectangles & triangles) create an interesting composition with a focal point. Without outlining any shapes use parallel lines to give different values for each shape. Use only horizontal, vertical, or diagonal lines. You can also use Solid black or solid white to fill a shape. Use a ruler & circle templates!! *Medium: Sharpies*



SB #2: Contour Lines: DUE Wednesday, Sept 10

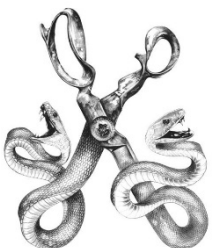

Create 4 contour lines (outline only) drawings of a mixture of kitchen utensils & garage tools (2 per page). Choose objects that have interesting shapes. Examples of objects- spatula, mixer, whisk, hammer, drill, etc. **Draw accurately-check proportions/size relationships.**

Medium: 2B pencil



SB #3: Points of View: DUE Monday, Sept 22

Draw an object from 3 points of view (3 different drawings on 1 to 2 pages): bird's eye (Above), worm's eye (below), and front. *Medium: drawing pencils*



SB #4: Scissor Metamorphosis: DUE Monday, Oct 6

Use a pair of scissors as a beginning point, creatively transform the scissors into something else- a monster, a robot, a machine, a vehicle, and instruments, an animal, etc. Change its scale & it purpose. **Render with full shading.** *Medium: colored pencils*