

SKETCHBOOK ASSIGNMENTS

HS ART Q3 2018-19

Complete the 4 assignments listed below.

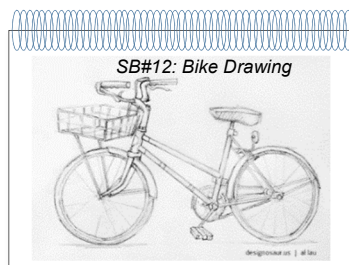

- Drawings should fill the **ENTIRE** sketchbook page (points will be deducted for small drawings.)
- Include **DETAILS** (include textures & value, unless otherwise specified.)
- Spend a **minimum** of 30 minutes on each assignment.
- Each sketchbook assignment counts as a **QUIZ** grade!
- Sketchbooks handed in late will be accepted but 30 points removed for lateness, 2 days late will receive a "0".

Grading: Total 25 pts. Each

Size	0-5
Effort	0-10
Creativity	0-8
Label	0-2
25 pts.	

This drawing is NOT acceptable-too small, no details, shows little effort & does not fill the page.

This will get very little points-not passing!



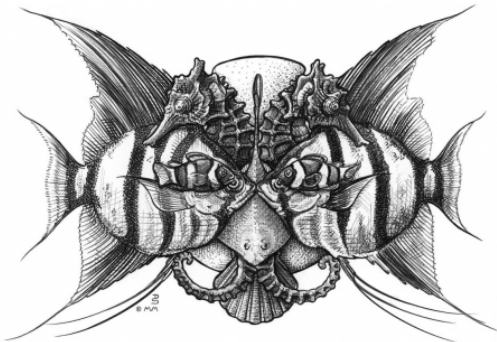
*This drawing is **detailed, well drawn & proportions are correct**. It shows **good effort**. It also **fills up most of the page**. This would receive high points.*

This is what I expect your drawings to look like!

YOU MUST LABEL EACH PICTURE at the top with the TITLE & DUE DATE (ex: SB #1: Contour Line 9/6/18)

DRAWINGS NEED TO BE FROM DIRECT OBSERVATION ie: you **LOOKING** at the objects!

NOT from memory, photos, or imagination. (EXCEPT where otherwise noted). Pay close attention to proportions-size relationships!



SB #9: Visual Puns: DUE Tues. Jan 23rd

Illustrate 2 visual puns (a visual rendering of a two-word noun phrase that illustrates the combination of the nouns with their literal meaning). Look at artist Don Stewart's artwork <https://dsart.com/> Examples: hot dog, cat fish, hair brush, two face, fish face, bone head, angel fish, bat man, iron man, flower bed, bed bug, boxing match, car pool, card shark, deviled eggs, fire drill, fish tank, football, fruit flies, hammerhead, handbag, home run, horse fly, jail bird, lightening bug, photo bug, strong box, submarine sandwich, swordfish, watch dog, bird brain, French-fries

Medium: colored pencils

SB #10: : Pen and Ink Practice: DUE Tues. Feb 12th

Draw 4 interesting objects from the room (nothing simple & can be from home), draw them accurately in pencil first. Draw 2 per page. Next use a quill and India ink to apply details and shading using a different shading technique for each object: Hatching/Cross-hatching, Stippling, Ink Wash (paint brush), & Scribble Stroke **Medium:** Quill & India Ink



SB #11 Ball Point Pen Drawing: DUE Tues. Feb 26th

Choose a subject to draw. Render it with shading using only a ballpoint pen. **Medium:** Black or blue ballpoint pen

SB #12 Organic Design Building: DUE Tues. Mar 12th (Art Festival tonight!)

Design a building derived from an organic form (form found in nature). Draw the basic organic form and alter it into a building. Add details to the building that are influenced by the shapes, colors and textures of the organic form.

Medium: Colored Pencils

